

JETBeam®

ILLUMINATES THE NEW ERA

WWW.JETBeam.com.cn

M2S

Operation Manual

Features:

- Specially designed for Military, Law Enforcement, Self-defense, Hunting, Search& Rescue and Outdoorsman.
- Simple user interface allows operator to rapidly switch between two modes.
- Stainless steel retaining rings equipped on both light bezel and tail, effectively protect the light from drops and impacts.
- Stainless steel crenulated bezel allows the light to be used as a glass breaker or defensive tool.
- Anti-roll design
- Max output of 1000 LED lumen with an effective range of 500+ meters
- High efficiency reflector specially designed for SST LED, which allows for better beam dispersion and increased throw.
- Light-weight design.
- Compatible with both CR123 batteries and 18650 rechargeable Li-ions.
- 2 x 18650 rechargeable li-ions or CR123X4 can be utilized with optional cell extender.
- Impact-resistant meets US MIL-STD-810F accords.
- The M2S can utilize the RM-01 tactical pressure switch, as well as, other available accessories, which allow the M2S to be used for a variety of missions.

Specification:

Model: M2S

LED source: Luminus SST50

Max output: 1000 lumens(LED lumens)

Reflector: 58mm-diameter aluminum reflector

Lens: Toughened ultra-clear mineral glass with anti-reflective coating

Material: T6061 T6 aircraft Aluminum Alloy

Finish: HA III Military Grade Hard Anodizing

Battery Type: CR123X3

CR123 X 4 or 18650 Li-ion X 2 (with cell extender)

Voltage: 6.5 - 36V

Switch: Forward clicky

Waterproof: IPX 8 standard waterproof

Measurements: Head diameter 63mm

Tube diameter 25.4mm

Total length 195mm

Weight: 265g

Patented Product

Output & Runtime

Using CR123X3 Battery:

High Mode	1000 Lumens,	45 mins (Total Run Time)
Mid Mode	480 Lumens,	95 mins
Low Mode	80 Lumens,	15 hours
Strobe Mode	1000 Lumens,	95 mins

Using CR123X4 Battery

High Mode	1000 Lumens,	1 hour(Total Run Time)
Mid Mode	480 Lumens,	2 hours
Low Mode	80 Lumens,	20 hours
Strobe mode	1000 Lumens,	2 hours

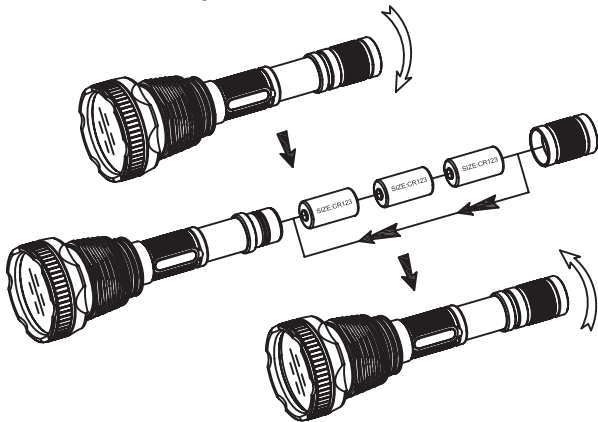
Using 18650X2 Battery

High Mode	1000 Lumens,	1 hour(Total Run Time)
Mid Mode	480 Lumens,	2 hours
Low Mode	80 Lumens,	20 hours
Strobe mode	1000 Lumens,	2 hours

Operating Instructions:

- 1.Screw body off flashlight in counter-clockwise direction.
- 2.Put in battery, with the positive pole of the battery pointing towards the head.
- 3.Screw body back on flashlight tightly.

M2S consumes a lot of current when at Max mode, so if RCR123 Li-ion or 2X17500 Li-ion batteries are applied, there could be damages to the battery or even potential unpredictable dangers, therefore, we do not recommend using RCR123 Li-ion or 17500 Li-ion batteries on M2S.



Tactical Mode/Momentary Mode:

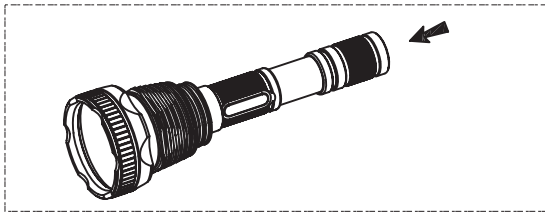
Lightly press the button at the tail cap, the flashlight will temporarily turn on as long as button remains lightly depressed. Release the button at the tail cap, the flashlight will turn off.

Continuous On Mode:

ON/OFF Switching

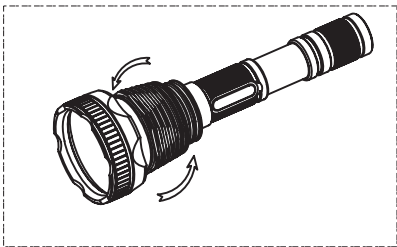
Switch ON: Press the button at the tail cap until tail cap “clicks” on;

Switch OFF: Press the button at the tail cap until a second “click” is heard Light is now off.



Mode Switching:

There are two modes on the JETBeam M2S: Max Brightness Mode and Daily-Use Mode. User can switch between the two modes quickly by tightening/loosening the M2S' bezel/head. When head is tightened down and light is switched on, you will be in the Max Brightness Mode. When loosening the head, the light will enter Daily-Use Mode.



Max Brightness Mode:

When head is tightened down completely and light is switched on, you will be in Max Brightness Mode. Max Brightness Mode will give the user 1000 lumens of output. The SST-50 LED emits a large amount of heat at this setting. This heat may reduce the lifespan of the LED, so after 3 continuous minutes in Max Brightness Mode, the M2S' built-in temperature protection circuit will automatically activate and enter protection mode, which will reduce the output to approx. 480 lumens (Mid Mode). If user wants to resume in Max Brightness Mode they can turn off the M2S and turn back on again, the light will resume Max output.

Daily-use mode

When loosening the head, the light enters Daily-Use Mode.

In Daily-Use Mode, users can choose Mid, Low or Strobe.

When the light is turned on, users can cycle through the 3 different Daily Use Modes by simply turning off/on within 1 second. This will cycle through each mode.

Warranty Service

All JETBeam products are warranted for quality and defects. Any malfunctioning products can be exchanged for replacement from your local distributor/dealer within the first 14 days after receipt. This product has a free warranty repair service within 18 months from the date of purchase. The M2S possesses an 18 month limited warranty, which covers labor and maintenance only, it does not cover cost of parts for repair. The warranty is nullified/void in any of the following circumstances:

1. The product(s) is/are broken down, reconstructed and/or modified under unauthorized conditions or persons.
2. The product(s) is/are damaged through incorrect use or operation and not following manufacturers recommendations.
3. The product(s) is/are damaged by leakage of batteries.

Details of warranty service, please contact regional distributor/dealer or send email to jetbeamclaims@gmail.com